




Gearbox GB-250 / 125

Head Size:	106 sq. in.
String Pattern:	14 mains x 19 crosses
Main String Holes:	H: 1,2,3,4,5,6,7,8 T: 1,2,3,4,5
Tie-Off Holes:	H: 5 T: 3 (T-5 is reserved for string dampener)
Start Mains:	H: 1 (Shared Mains - 6H and 7H)
Start Crosses:	T: 6 (Shared Crosses - None)
Method:	Single Piece Stringing
Length (Short Side):	10 ft. 8 in. (taken without tensioning string)
Length (Remaining):	23 ft. (taken without tensioning string)
Special instructions:	Holes at T-1 and T-2 share mains strings.
Procedure:	Start at hole H-1 to T-1. From T-1 to T-2 (make sure strings do not cross). Then to H-3 back to H-2. Down to T-1 then to T-2 up to H-4. Same procedure is followed for the opposite side.
Tension:	30 +/- 5 lbs
Minimum String Length:	38 ft.
Dampener Installation:	Use a separate piece of string to install dampener.



Definitions:

String pattern:

Number of main strings and cross strings.

Main string holes:

Holes located at racquet head (H) and throat (T). Hole 1 is the one closest to the center line of the racquet.

Tie-off holes:

Holes which are oversize and designed to tie off mains and crosses.

Start crosses: The holes to begin weaving cross strings.

Method: Which stringing method (one-piece or two-piece).